

Scaled data based on original data using  
LM-79-08 Approved Method: Electrical and Photometric Measurements of Solid-  
State Lighting Products

Test Report Prepared for  
Cooper Lighting Solutions  
(formerly Eaton)

Brand: McGRAW-EDISON

Report Number: P200031

Luminaire Tested: **GWC-AF-01-LED-E1-T3-7030**

Issue Date: 3/3/2020

**Test Information**

Test Method: LM-79-08  
Report Number: P200031  
TEST IS SCALED FROM IESNA LM-79-08 TEST DATA (P24140)  
Test Lab: INNOVATION CENTER P2  
Issue Date: 3/3/2020  
Manufacturer: COOPER LIGHTING SOLUTIONS (FORMERLY EATON)  
Product Line: MCGRAW-EDISON  
Catalog Number: GWC-AF-01-LED-E1-T3-7030  
Description: GALLEON WALL LUMINAIRE  
(1) 70 CRI, 3000K, 1050mA LIGHTSQUARE WITH 16 LEDS EACH AND TYPE III OPTICS  
Light Source: -  
Ballast/Driver: ELECTRONIC DRIVER

**Summary**

Lumens per Lamp: N/A  
Luminaire Lumens: 6150.2 lumens  
Efficiency: N/A  
Efficacy: 104.2 lumens/watt  
Luminous Opening: Rectangular (W 0.5' x L: 0.5' x H: 0')  
IES Classification: Type III - Short - Full Cutoff  
BUG Rating: B1 - U0 - G2

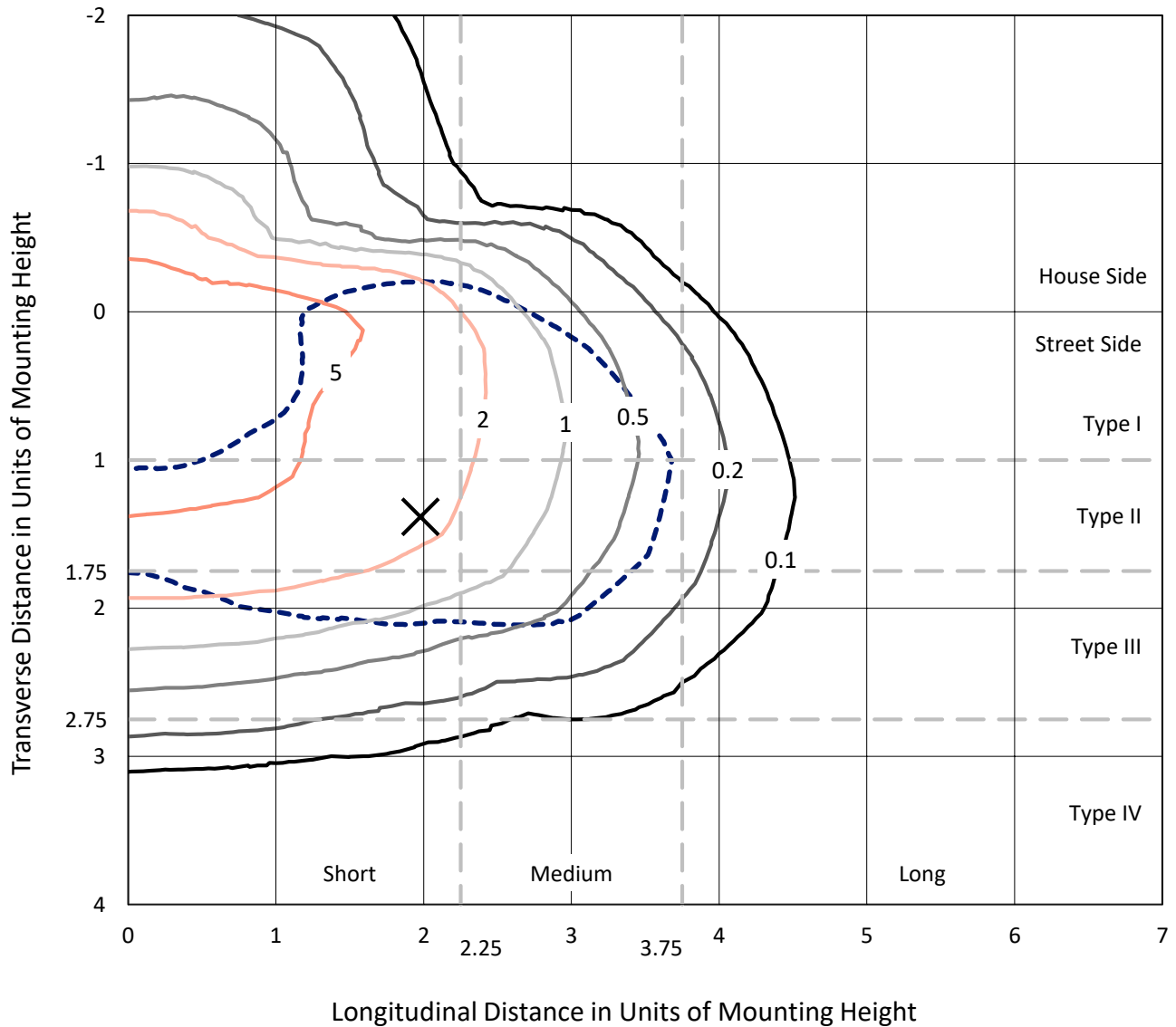
Input Watts (W): 59  
Input Voltage (V): NR  
Input Current (Ain): NR  
Voltage Rise (V): NR  
Power Factor: NR  
Total Harmonic Distortion (THDi): NR  
Frequency (hertz): 60  
Stabilization Time: NR  
Operation Time: NR  
Ambient Temperature (°C): NR  
Test Distance: 25 FT



REPORT NUMBER: P200031  
 CATALOG NUMBER: GWC-AF-01-LED-E1-T3-7030

### Iso-Footcandle Lines of Horizontal Illumination

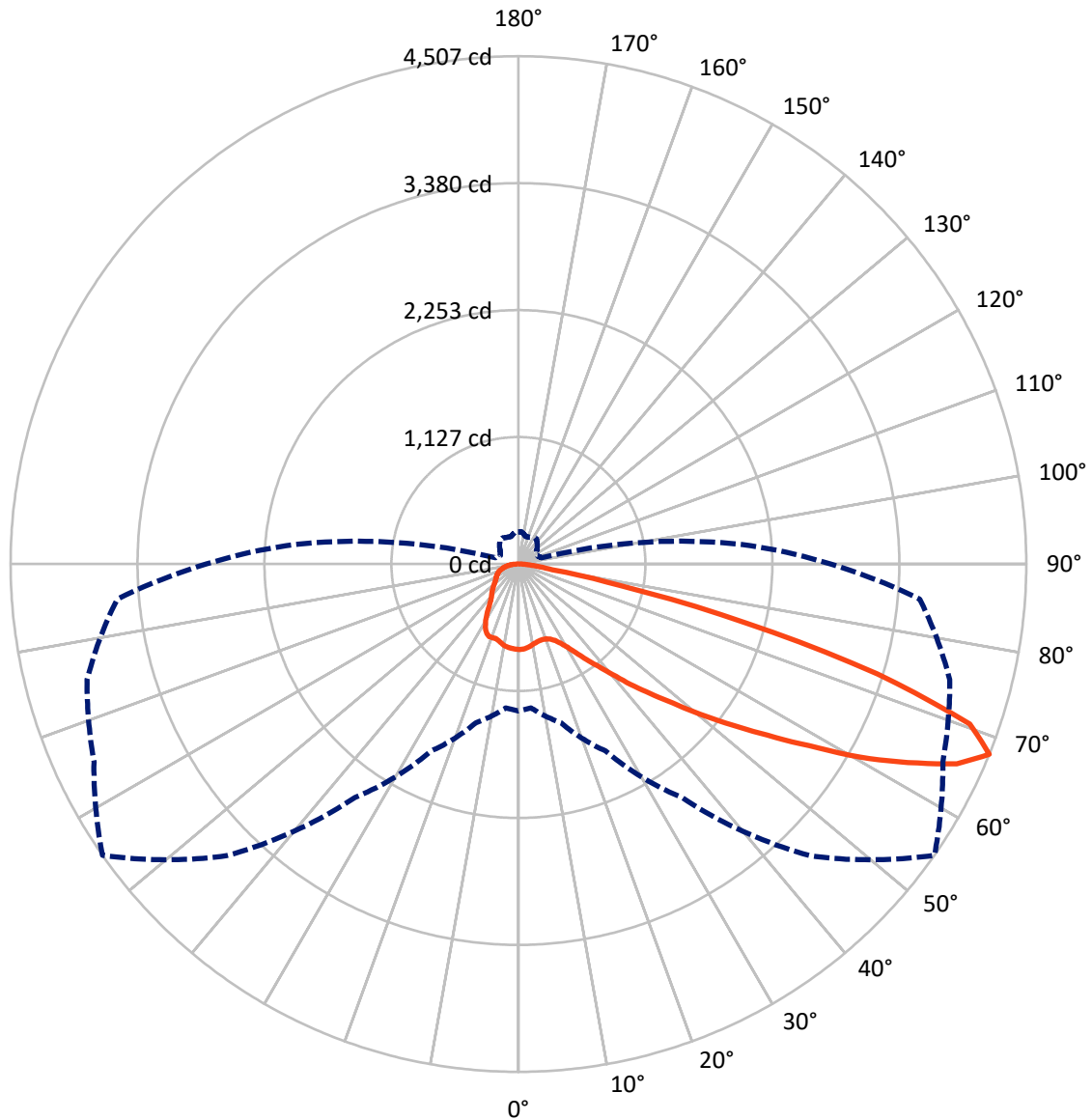
× Max cd  
 - - - 1/2 Max cd



Based on 10 foot mounting height. Maximum calculated value = 7.8 fc  
 Type III - Short - Full Cutoff

REPORT NUMBER: P200031  
CATALOG NUMBER: GWC-AF-01-LED-E1-T3-7030

### Luminous Intensity Polar Plot



— Vertical Plane Through 55-Deg Lateral    - - - Horizontal Cone Through 67.5-Deg Vertical

REPORT NUMBER: P200031

CATALOG NUMBER: GWC-AF-01-LED-E1-T3-7030

**FLUX DISTRIBUTION:**

		Downward	Upward	Total
<b>House Side</b>	Lumens	1328.6	0.0	1328.6
	% Fixture	21.6	0.0	21.6
<b>Street Side</b>	Lumens	4821.6	0.0	4821.6
	% Fixture	78.4	0.0	78.4
<b>Total</b>	Lumens	6150.2	0.0	6150.2
	% Fixture	100.0	0.0	100.0

**Coefficient of Utilization**

**ZONAL LUMENS:**

Zone	Lumens	% Fixture
0°-10°	70.8	1.2
10°-20°	200.5	3.3
20°-30°	335.8	5.5
30°-40°	552.3	9.0
40°-50°	929.6	15.1
50°-60°	1463.1	23.8
60°-70°	1746.1	28.4
70°-80°	749.8	12.2
80°-90°	102.2	1.7
90°-100°	0.0	0.0
100°-110°	0.0	0.0
110°-120°	0.0	0.0
120°-130°	0.0	0.0
130°-140°	0.0	0.0
140°-150°	0.0	0.0
150°-160°	0.0	0.0
160°-170°	0.0	0.0
170°-180°	0.0	0.0
0°-90°	6150.2	100.0
0°-180°	6150.2	100.0



REPORT NUMBER: P200031

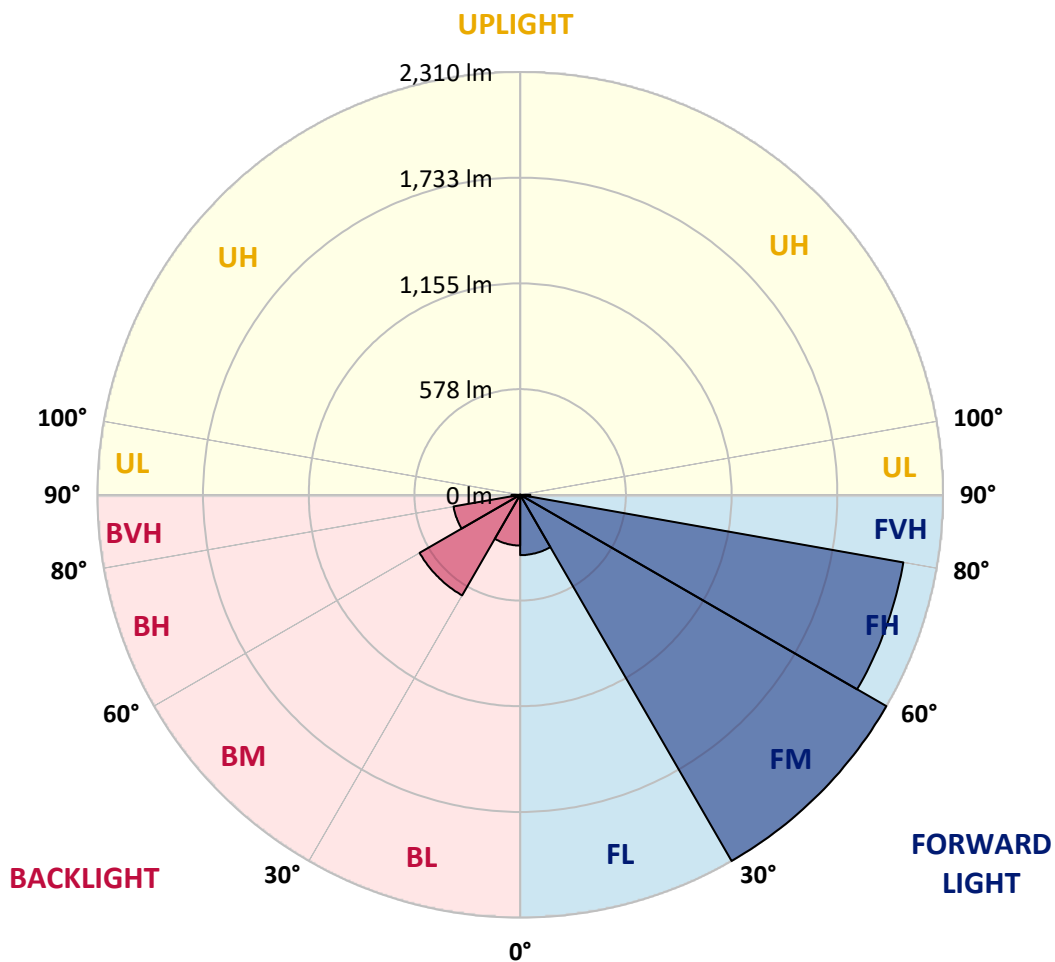
CATALOG NUMBER: GWC-AF-01-LED-E1-T3-7030

**LUMINAIRE CLASSIFICATION SYSTEM LUMEN TABLE AND BUG RATING:**

Zone		Lumens	% Fixture	Zone Rating/Lumen Limit		
				B	U	G
FL	(0°-30°)	329.7	5.4			
FM	(30°-60°)	2310.5	37.6			
FH	(60°-80°)	2126.1	34.6			G2/5000
FVH	(80°-90°)	55.3	0.9			G1/100
BL	(0°-30°)	277.4	4.5	B1/500		
BM	(30°-60°)	634.5	10.3	B1/1000		
BH	(60°-80°)	369.7	6.0	B1/500		G1/500
BVH	(80°-90°)	46.9	0.8			G1/100
UL	(90°-100°)	0.0	0.0		U0/0	
UH	(100°-180°)	0.0	0.0		U0/0	

**BUG Rating: B1-U0-G2**

Type III Short





REPORT NUMBER: P200031  
 CATALOG NUMBER: GWC-AF-01-LED-E1-T3-7030

**CANDELA DISTRIBUTION (FULL):**

	0°	5°	15°	25°	35°	45°	55°	65°	75°	85°	90°
0°	758.4	758.4	758.4	758.4	758.4	758.4	758.4	758.4	758.4	758.4	758.4
2.5°	751.8	752.1	752.8	755.1	757.1	756.6	756.9	755.7	755.4	753.7	755.4
5°	742.3	743.3	743.5	747.5	749.7	750.4	749.5	748.0	746.2	744.4	745.3
7.5°	720.7	723.1	723.3	728.6	732.6	737.6	737.9	738.1	737.3	736.1	737.9
10°	707.0	707.6	707.4	711.2	714.1	719.8	723.1	728.6	731.1	731.6	732.8
12.5°	706.2	705.5	704.6	704.6	703.7	706.2	712.1	720.0	725.7	727.4	729.0
15°	715.6	715.3	712.4	707.9	702.2	700.5	705.5	714.4	721.8	725.7	727.2
17.5°	737.0	735.2	730.5	720.3	708.2	703.4	704.0	711.5	720.0	725.2	726.6
20°	776.2	776.2	766.1	747.2	725.4	714.1	708.8	713.3	721.5	728.4	730.5
22.5°	843.9	844.6	827.6	796.4	759.9	735.9	722.4	721.5	731.4	739.0	741.5
25°	939.8	937.6	913.7	869.1	813.7	773.9	750.6	745.3	753.7	762.3	765.3
27.5°	1051.6	1043.0	1014.8	960.9	889.1	830.9	795.2	786.5	794.7	804.4	807.4
30°	1162.1	1153.1	1119.6	1060.8	980.9	907.2	856.1	842.2	853.5	867.4	869.1
32.5°	1272.6	1272.6	1235.1	1166.6	1079.5	998.4	937.2	920.6	939.3	956.2	960.1
35°	1404.7	1405.4	1369.1	1286.5	1193.0	1107.2	1039.7	1027.5	1055.8	1067.6	1076.9
37.5°	1567.4	1570.5	1523.9	1424.0	1321.6	1231.4	1151.0	1134.4	1162.6	1195.1	1224.8
40°	1742.8	1746.9	1695.6	1572.6	1470.1	1375.7	1288.9	1258.8	1305.8	1367.6	1405.9
42.5°	1910.4	1931.8	1882.2	1755.6	1645.5	1547.6	1459.7	1416.1	1474.9	1568.2	1601.4
45°	2152.5	2167.9	2081.5	1966.7	1863.1	1753.8	1637.4	1591.4	1673.7	1791.3	1798.1
47.5°	2313.8	2302.2	2258.3	2187.0	2121.3	2019.1	1843.9	1793.4	1902.6	2041.1	2002.7
50°	2399.7	2403.1	2397.2	2401.4	2403.8	2339.7	2096.9	2027.8	2158.1	2325.4	2237.2
52.5°	2479.8	2456.0	2475.7	2573.2	2690.7	2667.0	2372.3	2300.1	2432.0	2640.8	2484.9
55°	2478.0	2441.8	2505.7	2677.7	2932.8	2960.2	2681.5	2598.4	2721.6	2979.2	2747.5
57.5°	2390.4	2392.2	2490.6	2715.7	3101.6	3235.8	3040.3	2915.6	3028.7	3322.0	2987.2
60°	2269.9	2286.1	2427.8	2709.4	3236.7	3461.9	3480.7	3257.6	3329.6	3633.6	3185.7
62.5°	2075.3	2092.5	2287.9	2644.7	3216.3	3679.7	3878.7	3645.4	3644.4	3822.6	3243.9
65°	1768.4	1763.3	1968.7	2402.6	3044.3	3840.7	4274.1	3980.9	3881.3	3825.5	3126.8
67.5°	1304.1	1281.5	1457.6	1829.9	2530.3	3660.3	4506.6	4155.5	3962.2	3573.9	2769.1
70°	676.7	654.1	796.7	1068.5	1664.1	2856.8	4249.1	4065.2	3783.6	2995.8	2169.5
72.5°	289.3	285.5	343.4	468.7	805.0	1647.7	3331.8	3518.7	3246.5	2232.0	1491.5
75°	194.6	193.4	215.0	255.4	362.0	668.6	2085.0	2497.6	2375.3	1384.0	838.9
77.5°	152.6	151.3	164.0	183.5	234.7	263.8	925.3	1340.9	1241.0	602.4	367.1
80°	119.4	118.2	126.3	136.9	168.7	166.4	304.5	533.5	412.9	230.9	178.5
82.5°	94.2	94.2	100.7	100.9	119.7	113.5	159.0	235.0	206.2	134.6	109.4
85°	86.1	86.1	93.0	75.5	78.1	71.6	98.7	139.3	130.7	55.2	47.5
87.5°	43.3	42.2	78.1	66.8	42.5	38.0	48.1	67.4	72.4	30.6	23.8
90°	0.0	0.0	0.0	0.0	0.0	0.0	0.0	0.0	0.0	0.0	0.0



REPORT NUMBER: P200031

CATALOG NUMBER: GWC-AF-01-LED-E1-T3-7030

**CANDELA DISTRIBUTION (continued):**

	95°	105°	115°	125°	135°	145°	155°	165°	175°	180°
0°	758.4	758.4	758.4	758.4	758.4	758.4	758.4	758.4	758.4	758.4
2.5°	754.9	754.6	755.1	755.4	757.8	761.1	762.5	764.6	765.8	765.3
5°	745.9	746.5	748.9	750.6	754.9	760.1	763.1	765.5	767.5	766.7
7.5°	738.5	740.0	743.5	745.0	747.5	748.9	748.5	749.5	751.2	749.2
10°	734.3	736.1	738.8	736.7	731.1	723.1	715.6	711.8	712.9	711.5
12.5°	730.2	732.6	730.5	720.7	704.9	694.6	688.9	689.4	692.1	692.7
15°	727.7	728.6	719.8	701.3	685.3	683.9	686.8	686.1	686.4	686.4
17.5°	727.7	725.4	708.8	690.4	683.5	680.9	671.6	660.0	655.0	653.3
20°	731.6	725.4	705.3	693.0	678.2	655.3	631.0	609.5	600.1	597.4
22.5°	743.3	732.6	715.3	694.3	652.1	613.7	575.1	549.6	532.3	529.4
25°	766.7	754.9	735.2	678.5	610.4	555.8	511.9	483.4	466.1	463.7
27.5°	807.7	800.0	745.9	643.7	555.1	496.7	455.9	434.0	421.2	420.3
30°	869.4	865.7	740.6	592.3	487.2	439.3	419.8	407.0	397.4	397.1
32.5°	968.1	936.9	723.1	529.7	425.1	398.7	390.6	383.0	375.6	375.6
35°	1095.0	994.6	689.8	462.5	387.4	376.1	366.0	353.8	343.9	343.4
37.5°	1244.0	1030.2	630.1	408.4	369.6	360.9	346.1	328.0	310.8	307.8
40°	1394.7	1040.9	546.0	375.2	358.3	345.8	327.7	306.3	289.6	288.8
42.5°	1532.8	1020.4	456.9	352.4	347.0	330.3	311.3	292.3	279.2	278.9
45°	1648.7	967.3	382.0	330.6	335.1	316.5	299.5	284.0	273.9	271.8
47.5°	1757.7	892.1	329.4	307.8	323.2	308.6	294.4	279.8	270.0	268.6
50°	1884.2	810.9	292.6	285.5	312.8	305.9	298.5	283.4	267.0	265.3
52.5°	2037.4	740.9	263.8	265.8	304.9	309.5	309.2	293.5	265.0	262.6
55°	2208.5	662.9	242.1	249.8	301.5	316.1	311.9	302.9	266.8	263.2
57.5°	2377.1	572.1	226.9	237.6	296.7	315.4	299.2	286.4	271.0	265.8
60°	2503.3	450.0	215.3	226.9	286.4	305.7	285.1	268.2	270.0	266.1
62.5°	2511.7	347.9	201.4	217.8	270.6	295.9	276.0	260.2	273.9	270.3
65°	2364.0	262.9	188.0	206.7	253.7	289.6	267.0	255.7	281.9	278.1
67.5°	1990.2	211.5	176.8	195.5	236.8	276.5	259.1	251.7	289.0	282.2
70°	1436.9	180.3	165.7	181.8	221.6	261.6	252.0	244.2	269.8	259.1
72.5°	884.7	156.2	153.3	163.7	210.0	246.3	241.3	230.2	243.0	234.4
75°	441.7	135.5	139.3	145.9	193.7	228.7	223.4	212.4	214.1	212.4
77.5°	211.5	115.9	123.0	128.1	172.6	208.8	203.2	191.9	189.8	190.1
80°	134.0	96.8	103.7	107.2	154.2	185.6	180.1	168.7	192.6	178.5
82.5°	83.8	78.6	80.6	87.1	134.3	161.6	154.2	144.1	173.5	137.2
85°	46.3	54.9	57.4	63.0	103.4	135.2	127.8	114.9	103.0	101.3
87.5°	27.7	32.7	33.6	37.7	69.5	97.7	86.5	82.0	68.1	67.7
90°	0.0	0.0	0.0	0.0	0.0	0.0	0.0	0.0	0.0	0.0

(END OF REPORT)